



Days of the week

“There are seven days in the week,” says Tim.
“The weekend is Saturday and Sunday,” adds Topsy.
Trace over the letters for each day of the week.



Monday



Tuesday



Wednesday



Thursday



Friday



Saturday



Sunday



Alphabet path

“I can say my ABC!” says Tim.


Follow the path with your finger and say all the letters as you go!





Shapes


“We will learn all about shapes,” says Tim.
Draw around each shape and colour it in.



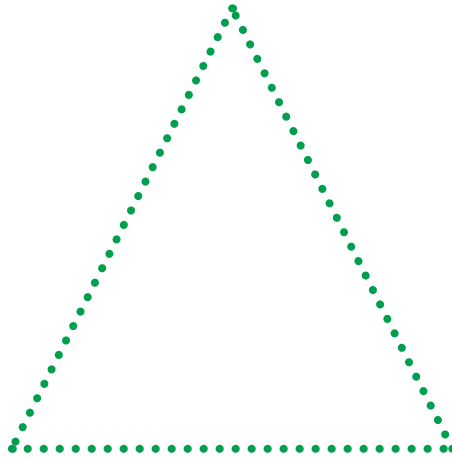
square




rectangle



circle



triangle



oval









star





School checklist

When you get ready for school you will need to do lots of things by yourself. Put a tick in each box when you can do it.

	get dressed	<input type="checkbox"/>
	eat breakfast	<input type="checkbox"/>
	brush your teeth	<input type="checkbox"/>
	pack your bag	<input type="checkbox"/>
	put on your coat	<input type="checkbox"/>
	say hello to other children	<input type="checkbox"/>



Opposites

“Tall and short are opposites,” says Topsy.
“So are on and off, and in and out!” adds Tim.

Draw lines to match the opposites below.



cold



happy



asleep



full



little



up



sad



big



awake



hot



empty





down



We love our P.E. lessons!


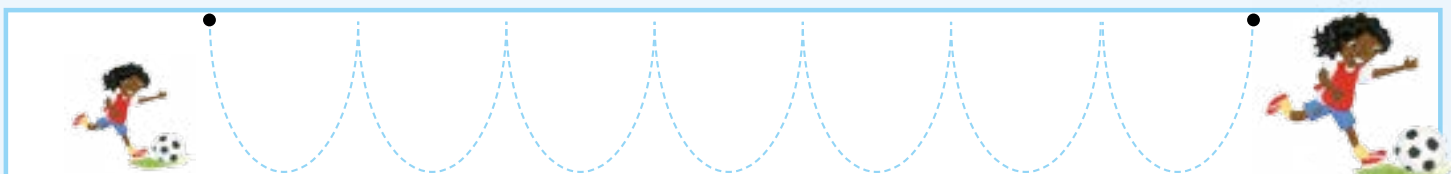

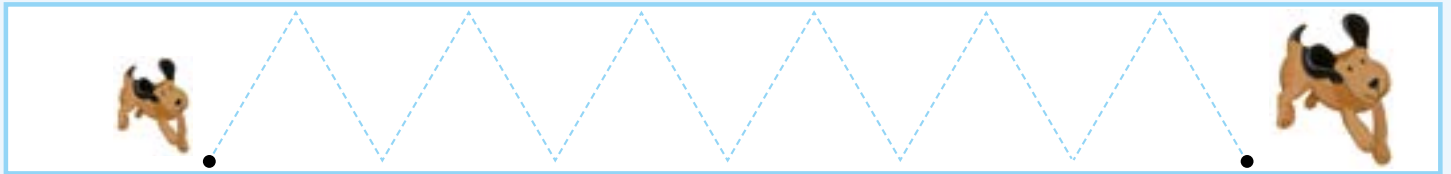

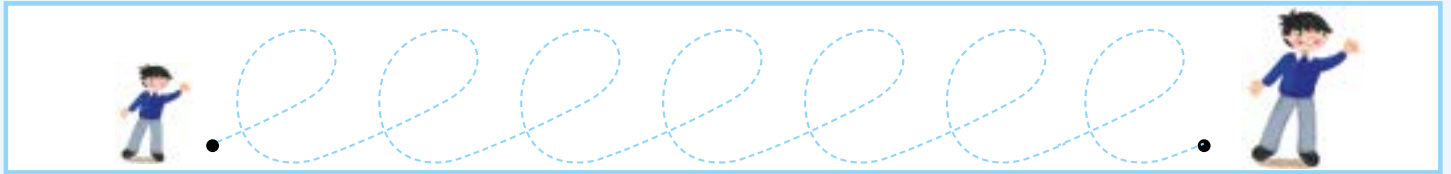

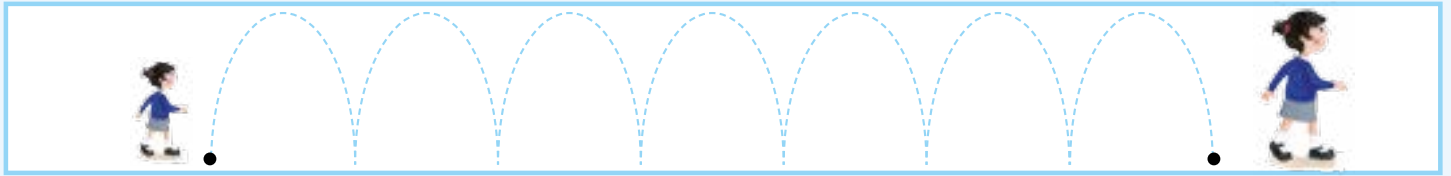
Draw and colour a picture of yourself in your P.E. kit.





Pattern Practice

Draw over the dotted lines from left to right to show the route Topsy and Tim and their friends have taken, then copy out the patterns again underneath. Try to start and finish at the black dots each time.

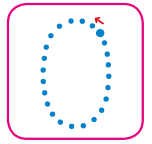




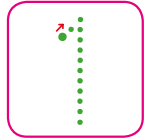
Numbers

Count the objects and trace over the numbers.

zero



one



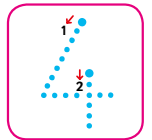
two



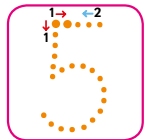
three



four



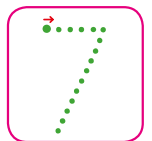
five




six




seven



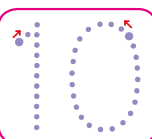
eight



nine



ten





I can write letters!

Trace over the letters with a pencil. The lighter blue arrows show the direction to take for left-handers.

